



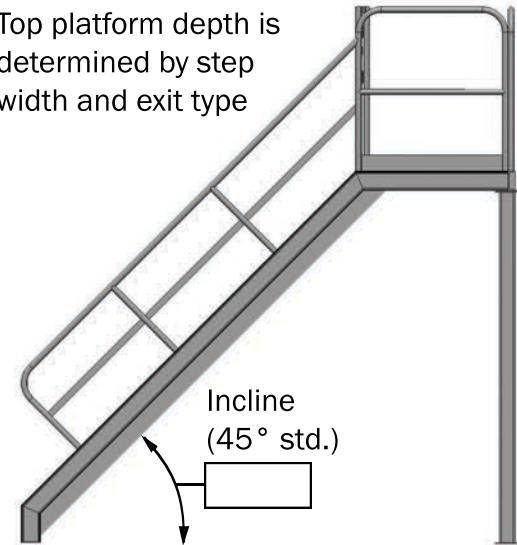
Industrial Stairway Specification Form



Step Width

available in 6" increments
from 24" to 48"

Top platform depth is
determined by step
width and exit type



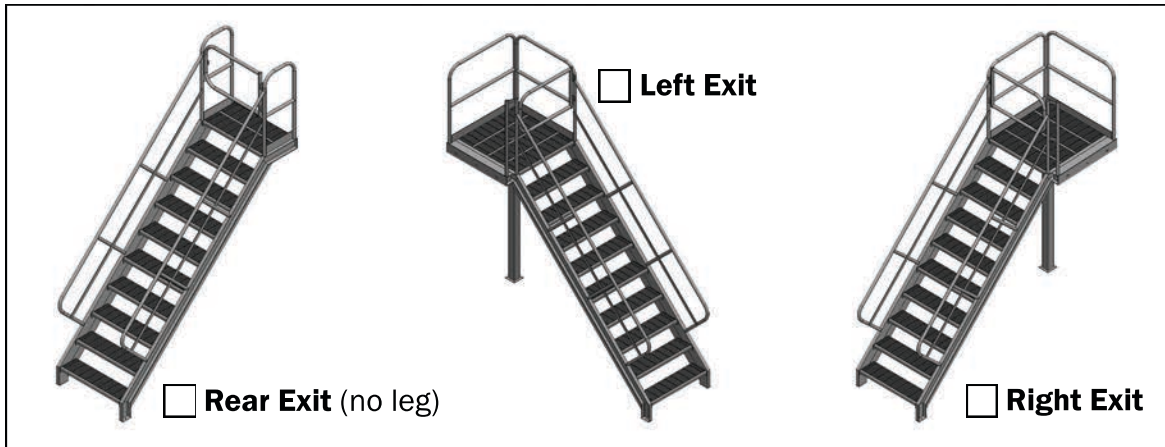
Guardrail Height
(OSHA std. is 42")

Platform Height

Incline
(45° std.)

Color choice: Gray Yellow
 Other:
 specify RAL code for color match

Exit Options






Rear Exit (no leg)

Left Exit

Right Exit

Step Type Options

- Bar Grating
(heavy-duty open grating)
- Grip Strut
(open grating with high-grip teeth)
- Diamond Plate
(solid with anti-slip patterned surface)



Please submit a completed form to design@safe-t-fab.com to request a proposal