



Rolling Ladder Specification Form

Capacity requirement:

(lbs. or persons)



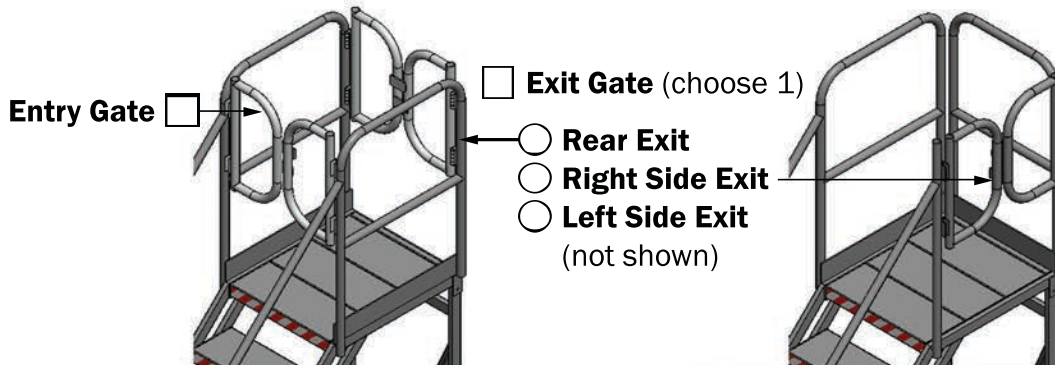
Color choice: Gray Yellow

Other:

specify RAL code for color match

Gate Options

(single or double gate design is based on platform size)

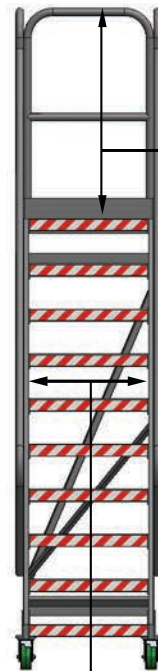


Exit Gate (choose 1)

Rear Exit

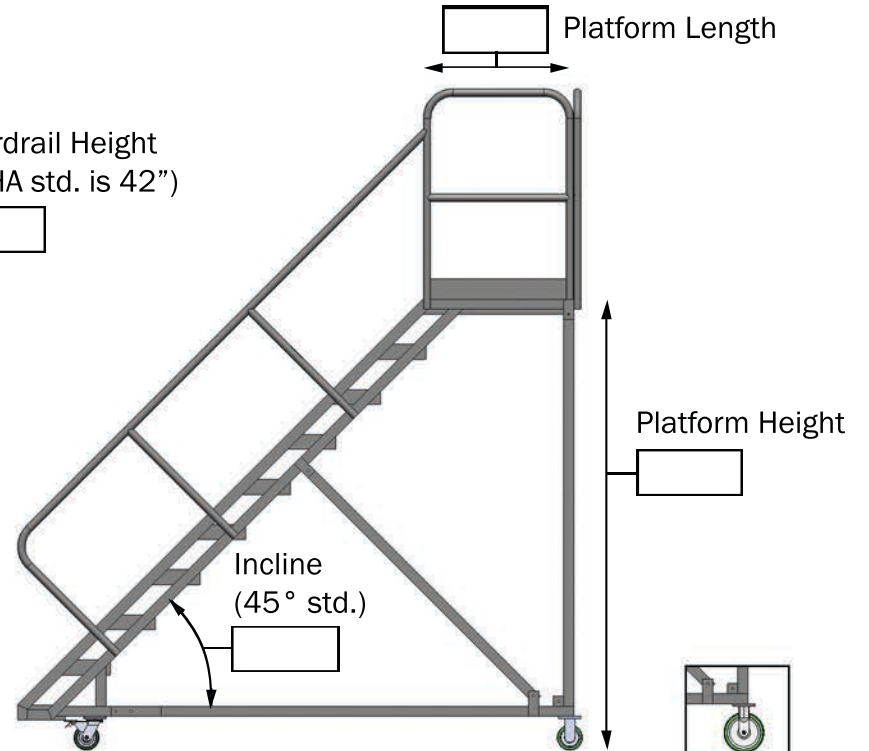
Right Side Exit

Left Side Exit
(not shown)



Guardrail Height
(OSHA std. is 42")

Step Width
(16" min., 24" std.)



Platform Length


Platform Height

Incline
(45° std.)


Upgrade from 5" diameter to 8" diameter casters

Step Type Options

Grip Strut (std.)
(open grating with high-grip teeth)



Diamond Plate
(solid with anti-slip patterned surface)



Please submit a completed form to design@safe-t-fab.com to request a proposal